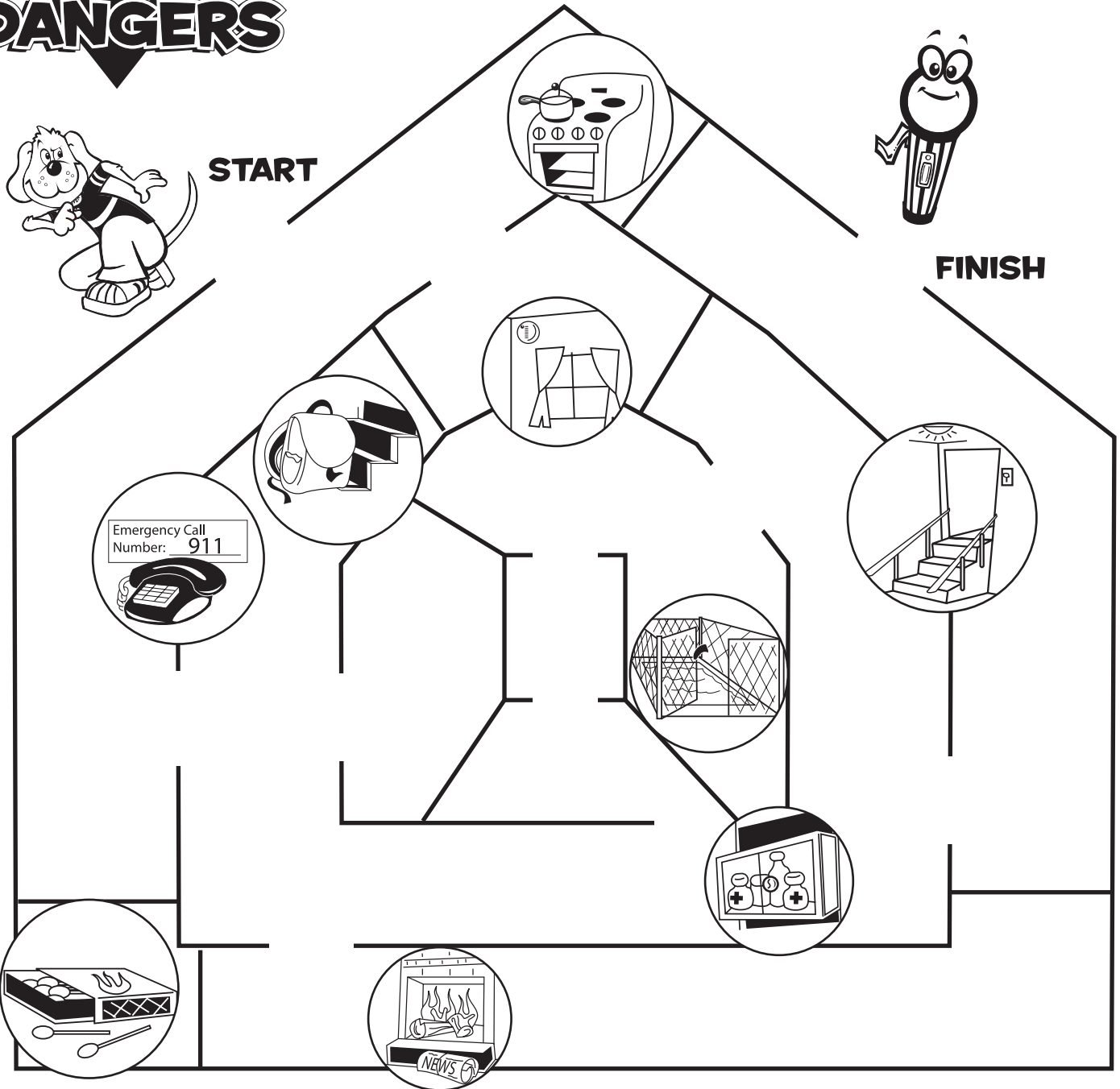




# THE SAFE WAY

Rover is a Home Safety Hound. He can sniff out dangers in the home that might be unsafe. Freddie Flashlight helps Rover. Now it's your turn. Help Rover get to Freddie by completing the maze. Here's a hint: *Go to the pictures that are safe and stay away from anything that is unsafe.*



VISIT [WWW.CODEREDROVER.ORG](http://WWW.CODEREDROVER.ORG) FOR MORE SAFETY GAMES AND ACTIVITIES.



# SAFETY RANGERS ON THE LOOKOUT!



Rover and Freddie are always on the lookout for unsafe situations! They have some tips to help you stay safe at home. Color the pictures below. Then, cut the box on the dotted lines, and fold it on the solid lines. When you are done, you can read your book with your family.






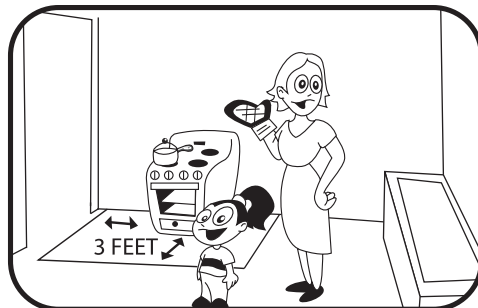
<p>Freddie and Rover have some tips to help you stay safe.</p> <p><b>SAFETY RANGERS ON THE LOOKOUT!</b></p>	<p>Tell a grownup if you see something that is not safe.</p>
<p>Keep stairs well lit and hold onto railings while walking. Keep toys and clothes off walkways to prevent falls.</p>	<p>Always sit when you eat to prevent choking. Never put anything in your mouth except food and drinks a trusted grownup gives you.</p>

What else can you do to keep safe at home? Make your own **"SAFETY RANGERS ON THE LOOKOUT!"** book with your family.



# WHAT WILL KEEP YOU SAFE?

Put your Safety Ranger knowledge to the test. Look at each pair of pictures. Color the picture that you think shows the safe thing to do.



**REMEMBER...**When you see something unsafe, call out **"CODE RED ROVER, GROWNUP COME OVER!"**